

Service Bulletin

SB # 211

Published: 04/09/2019

By: Service/DJ

- ☐ Generally
- ☐ Dishwashers
- ☐ Bedpan Washer Disinfectors
- ☒ Instrument Washer Disinfectors
- ☐ Process Solution


- ☐ To be exchanged as soon as possible
- ☐ To be exchanged at the next maintenance
- ☐ To be exchanged at the usual service interval
- ☒ Information

Change made from machine #

IQ5 adjustment of B21 and B22 door closed switches

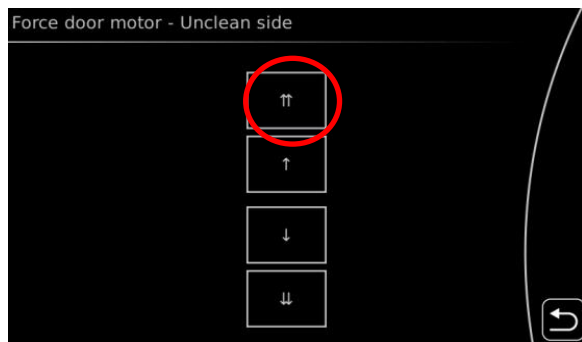
1 Open the door.

2 Adjust the bracket for the door closed micro switch as high as possible (a), and tilt the micro switch upwards (b):



3 Enter setup/Service/Force door 1 (or 2).


4 Force the door to closed position - push and hold the rapid button until the door is fully closed:



5 Ensure that the door is fully closed, and that the pulley is touching the bumper plate welded into the track for the door- if it isn't you must re-open the door and close it again:



6 Tilt the micro switch fully downwards (c):



7 Adjust the bracket downwards (d) until the arm of the micro switch touches the housing of the micro switch.



8 Control the door closure.

If you encounter error #168/#169 LOADING/UNLOADING DOOR SAFETY then you must control the adjustment of the jamming protection, it must be set to 150N (~ 15 kgs) - please refer to page 52 in the technical manual.

If you encounter error #162/#163 LOADING/UNLOADING DOOR MOTOR OVER LOAD then you must control the setting of the potentiometer on the CPU, must be adjusted fully counter clockwise.

These instructions are intended for guidance purposes only. They have been developed to support authorised technicians, trained by KEN HYGIENE SYSTEMS A/S, or by a KEN HYGIENE SYSTEMS A/S approved training partner, with the installation and maintenance of, products manufactured by KEN HYGIENE SYSTEMS A/S.

The instructions are subject to change without notice.

KEN HYGIENE SYSTEMS A/S, DK- 5672 BROBY, CVR 10676096 Ph.: +4562631091 E-mail: Service@ken.dk Internet: www.kn.dk

G:\Service\Kundeservice og Teknik\Kundeservice\Tekniker bulletin-information\Aktuelle Service meddelser\Kildedokument\SB211 IQ5 adjustment of B21 and B22 door closed switches