

SURGICAL TABLE AND ACCESSORY PADS



SKYTRON welded seam and standard pads are designed to be used with SKYTRON tables and accessories to provide pressure and shear reduction. Welded pads offer sealed seams which help to prevent fluid ingress into the pad.

SKYTRON pads are designed to be used with SKYTRON tables and accessories.

Do not use any SKYTRON pad which has been punctured or torn. Rips or tears in the pad will compromise its ability to repel liquids. As a general guideline, pads should be replaced after 3 years or as wear and tear becomes excessive.



CAUTION

Do not apply tape to any pad.

Pads and pad sets are custom fit to each particular table or accessory. They are only intended to be used with the matching table model or accessory.

GENERAL SPECIFICATIONS

Fire Code Compliance

All materials are compliant with fire code regulation:

- The State of California Department of Consumer Affairs Technical Bulletin #117-2013 and TB129. This includes all covers and foam fillers.
- The Boston Fire Code Flammability Requirements. Compliance documentation is available on request.

Attenuation (X-Ray)

All materials are virgin in origin and comply with translucent requirement for all standard imaging and x-ray equipment.

Latex Free

All materials and products are 100% Latex Free. No Latex is used in the manufacturing of SKYTRON pads.

Waterproof

All materials and products are constructed with non-penetrable surfaces. Liquid and hospital medicaments cannot penetrate the cover material.

Antistatic and Conductivity

All materials and products are antistatic. Prevents build-up or retention of dangerous electrostatic charges. This material is also conductive which is required by law for use in Operating Rooms.

Skin Sensitivity

All materials and products are made with non-allergenic fabrics which do not cause toxic reactions or irritations.




Anti Microbial

Anti Microbial agents are an integral part of the fabric, which is **anti microbial for the life of the fabric**.

INSTALLING THE PAD

Center the surgical pad on the table, aligning the Velcro strip on the pad with the Velcro on the table and press down.


Gently pull on the pad to be sure the Velcro has properly adhered.

UNDER PENALTY OF LAW THIS TAG NOT TO BE REMOVED EXCEPT BY THE CONSUMER	
100% HIGH RESILIENT FOAM FILLERS CONFORMING TO CAL #117	
REG. NO. PA. 548	
Certification is made by the manufacturer that the materials in this article are described in accordance with law.	This article is made in compliance with an Act of the Dist. of Columbia approved July 3, 1926; Kansas approved March 1923; Minn. approved April 24, 1929; N.J. revised statutes 26; 10-6 to 18. La Act 467-1948.
Authorized Distributors: U.S. - SKYTRON 5085 Corporate Exchange Blvd. S.E. Grand Rapids, MI 49512 EUROPE - SKYTRON EUROPE BV FLORESSTRAAT 52 8022 AD ZWOLLE THE NETHERLANDS	
Date of Delivery: xx/xx/xxxx	
Manufactured by: Berman Bedding 1114 Sassafra Street, Erie, PA	
  	

CLEANING AND MAINTENANCE

1. Remove any linens from the surgical compression pads and place the linens in an appropriate receptacle for soiled laundry.
2. Wipe the top and sides of the surgical compression pads using the recommended disinfectant wipes or spray: **Clorox Healthcare® Bleach Germicidal Wipes** or **Clorox Healthcare® Bleach Germicidal Cleaner Spray**.
3. Flip the surgical compression pads over and disinfect the bottom surface using the recommended disinfectant spray.
4. After the required disinfecting time, inspect the surgical pad for visible dried residue. Using a clean cloth or towel and water to maintain the pad's appearance, wipe down areas with visible residue.
5. Position the pads so they can thoroughly air dry.

DISPOSAL

 Retired pads should be treated as hazardous waste and disposed of properly.



SURGICAL TABLE AND ACCESSORY PADS

Date	Revision	Revision History
11/30/2015	0	Initial Release